



Markup Validation Service

Check the markup (HTML, XHTML, ...) of Web documents

Jump To: [Validation Output](#)

This page is **not** Valid XHTML 1.0 Strict!

Result:	Failed validation, 39 Errors	
Address:	<input type="text" value="http://www.regione.veneto.it/Organizzazione+Regionale/Presidente/refer"/>	
Encoding:	utf-8	<input type="text" value="(detect automatically)"/>
Doctype:	XHTML 1.0 Strict	<input type="text" value="(detect automatically)"/>
Root Element:	html	
Root Namespace:	http://www.w3.org/1999/xhtml	

Options

- Show Source
 Show Outline
 List Messages Sequentially
 Group Error Messages by type
 Validate error pages
 Verbose Output
 Clean up Markup with HTML Tidy

[Help](#) on the options is available.

Revalidate

↑ TOP

Validation Output: 39 Errors

✖ Line 123, Column 7: required attribute "type" not specified.

```
<script>.
```

The attribute given above is required for an element that you've used, but you have omitted it. For instance, in most HTML and XHTML document types the "type" attribute is required on the "script" element and the "alt" attribute is required for the "img" element.

Typical values for type are type="text/css" for <style> and type="text/javascript" for <script>.

⚠ Line 126, Column 26: character "<" is the first character of a delimiter but occurred as data.

```
var HTML_TAG_PATTERN = "<.*?>"
```

This message may appear in several cases:

- You tried to include the "<" character in your page: you should escape it as "<"
- You used an unescaped ampersand "&": this may be valid in some contexts, but it is recommended to use "&", which is always safe.
- Another possibility is that you forgot to close quotes in a previous tag.

✖ Line 136, Column 6: required attribute "action" not specified.

```
<form>.</form>
```

The attribute given above is required for an element that you've used, but you have omitted it. For instance, in most HTML and XHTML document types the "type" attribute is required on the "script" element and the "alt" attribute is required for the "img" element.

Typical values for type are type="text/css" for <style> and type="text/javascript" for <script>.

✖ Line 137, Column 19: value of attribute "method" cannot be "GET"; must be one of "get", "post".

```
<form method="GET" action="http://search.regione.veneto.it/search" id="obj-sea
```

The value of the attribute is defined to be one of a list of possible values but in the document it contained something that is not allowed for that type of attribute. For instance, the "selected" attribute must be either minimized as "selected" or spelled out in full as "selected="selected"; a value like "selected="true" is not allowed.

✖ Line 139, Column 48: document type does not allow element "label" here; missing one of "p", "h1", "h2", "h3", "h4", "h5", "h6", "div", "pre", "address", "fieldset", "ins", "del" start-tag.

```
<label class="magic" for="obj-searchbox-input">Cerca </label>
```

The mentioned element is not allowed to appear in the context in which you've placed it; the other mentioned elements are the only ones that are both allowed there *and* can contain the element mentioned. This might mean that you need a containing element, or possibly that you've forgotten to close a previous element.

One possible cause for this message is that you have attempted to put a block-level element (such as "<p>" or "<table>") inside an inline element (such as "<a>", "", or "").

✖ Line 140, Column 72: document type does not allow element "input" here; missing one of "p", "h1", "h2", "h3", "h4", "h5", "h6", "div", "pre", "address", "fieldset", "ins", "del" start-tag.

```
...input" type="text" name="q" maxlength="255" />
```

The mentioned element is not allowed to appear in the context in which you've placed it; the other mentioned elements are the only ones that are both allowed there *and* can contain the element mentioned. This might mean that you need a containing element, or possibly that you've forgotten to close a previous element.

One possible cause for this message is that you have attempted to put a block-level element (such as "<p>" or "<table>") inside an inline element (such as "<a>", "", or "").

✖ Line 141, Column 78: document type does not allow element "input" here; missing one of "p", "h1", "h2", "h3", "h4", "h5", "h6", "div", "pre", "address", "fieldset", "ins", "del" start-tag.

```
...="submit" name="btnG" value="Ricerca" />
```

The mentioned element is not allowed to appear in the context in which you've placed it; the other mentioned elements are the only ones that are both allowed there *and* can contain the element mentioned. This might mean that you need a containing element, or possibly that you've forgotten to close a previous element.

One possible cause for this message is that you have attempted to put a block-level element (such as "<p>" or "<table>") inside an inline element (such as "<a>", "", or "").

✖ Line 142, Column 55: document type does not allow element "input" here; missing one of "p", "h1", "h2",

"h3", "h4", "h5", "h6", "div", "pre", "address", "fieldset", "ins", "del" start-tag.

```
<input type="hidden" name="sort" value="date:D:L:d1"/>.
```

The mentioned element is not allowed to appear in the context in which you've placed it; the other mentioned elements are the only ones that are both allowed there *and* can contain the element mentioned. This might mean that you need a containing element, or possibly that you've forgotten to close a previous element.

One possible cause for this message is that you have attempted to put a block-level element (such as "<p>" or "<table>") inside an inline element (such as "<a>", "", or "").

✘ Line 143, Column 56: document type does not allow element "input" here; missing one of "p", "h1", "h2", "h3", "h4", "h5", "h6", "div", "pre", "address", "fieldset", "ins", "del" start-tag.

```
<input type="hidden" name="output" value="xml_no_dtd"/>.
```

The mentioned element is not allowed to appear in the context in which you've placed it; the other mentioned elements are the only ones that are both allowed there *and* can contain the element mentioned. This might mean that you need a containing element, or possibly that you've forgotten to close a previous element.

One possible cause for this message is that you have attempted to put a block-level element (such as "<p>" or "<table>") inside an inline element (such as "<a>", "", or "").

✘ Line 144, Column 62: document type does not allow element "input" here; missing one of "p", "h1", "h2", "h3", "h4", "h5", "h6", "div", "pre", "address", "fieldset", "ins", "del" start-tag.

```
...t type="hidden" name="site" value="default_collection"/>.
```

The mentioned element is not allowed to appear in the context in which you've placed it; the other mentioned elements are the only ones that are both allowed there *and* can contain the element mentioned. This might mean that you need a containing element, or possibly that you've forgotten to close a previous element.

One possible cause for this message is that you have attempted to put a block-level element (such as "<p>" or "<table>") inside an inline element (such as "<a>", "", or "").

✘ Line 145, Column 47: document type does not allow element "input" here; missing one of "p", "h1", "h2", "h3", "h4", "h5", "h6", "div", "pre", "address", "fieldset", "ins", "del" start-tag.

```
<input type="hidden" name="ie" value="UTF-8"/>.
```

The mentioned element is not allowed to appear in the context in which you've placed it; the other mentioned elements are the only ones that are both allowed there *and* can contain the element mentioned. This might mean that you need a containing element, or possibly that you've forgotten to close a previous element.

One possible cause for this message is that you have attempted to put a block-level element (such as "<p>" or "<table>") inside an inline element (such as "<a>", "", or "").

✘ Line 146, Column 47: document type does not allow element "input" here; missing one of "p", "h1", "h2", "h3", "h4", "h5", "h6", "div", "pre", "address", "fieldset", "ins", "del" start-tag.

```
<input type="hidden" name="oe" value="UTF-8"/>.
```

One possible cause for this message is that you have attempted to put a block-level element (such as "<p>" or "<table>") inside an inline element (such as "<a>", "", or "").

✖ Line 147, Column 62: document type does not allow element "input" here; missing one of "p", "h1", "h2", "h3", "h4", "h5", "h6", "div", "pre", "address", "fieldset", "ins", "del" start-tag.

```
...t type="hidden" name="client" value="default_frontend"/>.
```

The mentioned element is not allowed to appear in the context in which you've placed it; the other mentioned elements are the only ones that are both allowed there *and* can contain the element mentioned. This might mean that you need a containing element, or possibly that you've forgotten to close a previous element.

One possible cause for this message is that you have attempted to put a block-level element (such as "<p>" or "<table>") inside an inline element (such as "<a>", "", or "").

✖ Line 148, Column 75: document type does not allow element "input" here; missing one of "p", "h1", "h2", "h3", "h4", "h5", "h6", "div", "pre", "address", "fieldset", "ins", "del" start-tag.

```
...stylesheet" value="frontend_accessibile"/>.
```

The mentioned element is not allowed to appear in the context in which you've placed it; the other mentioned elements are the only ones that are both allowed there *and* can contain the element mentioned. This might mean that you need a containing element, or possibly that you've forgotten to close a previous element.

One possible cause for this message is that you have attempted to put a block-level element (such as "<p>" or "<table>") inside an inline element (such as "<a>", "", or "").

✖ Line 183, Column 3: document type does not allow element "li" here; missing one of "ul", "ol" start-tag.

```
<li>.<span>&nbsp;giacimenti culturali e tutela del paesaggio;</span>
```

The mentioned element is not allowed to appear in the context in which you've placed it; the other mentioned elements are the only ones that are both allowed there *and* can contain the element mentioned. This might mean that you need a containing element, or possibly that you've forgotten to close a previous element.

One possible cause for this message is that you have attempted to put a block-level element (such as "<p>" or "<table>") inside an inline element (such as "<a>", "", or "").

✖ Line 184, Column 3: document type does not allow element "li" here; missing one of "ul", "ol" start-tag.

```
<li>.<span>&nbsp;programmazione;</span>
```

The mentioned element is not allowed to appear in the context in which you've placed it; the other mentioned elements are the only ones that are both allowed there *and* can contain the element mentioned. This might mean that you need a containing element, or possibly that you've forgotten to close a previous element.

One possible cause for this message is that you have attempted to put a block-level element (such as "<p>" or "<table>") inside an inline element (such as "<a>", "", or "").

✖ Line 185, Column 3: document type does not allow element "li" here; missing one of "ul", "ol" start-tag.

```
<li>.<span>&nbsp;comunicazione e informazione;</span>
```

only ones that are both allowed there *and* can contain the element mentioned. This might mean that you need a containing element, or possibly that you've forgotten to close a previous element.


One possible cause for this message is that you have attempted to put a block-level element (such as "<p>" or "<table>") inside an inline element (such as "<a>", "", or "").

 **Line 186, Column 3: document type does not allow element "li" here; missing one of "ul", "ol" start-tag.**

```
<li><span>&nbsp;politiche sociali</span></li></ul>
```

The mentioned element is not allowed to appear in the context in which you've placed it; the other mentioned elements are the only ones that are both allowed there *and* can contain the element mentioned. This might mean that you need a containing element, or possibly that you've forgotten to close a previous element.

One possible cause for this message is that you have attempted to put a block-level element (such as "<p>" or "<table>") inside an inline element (such as "<a>", "", or "").


 **Line 186, Column 49: end tag for "li" omitted, but OMITTAG NO was specified.**

```
<li><span>&nbsp;politiche sociali</span></li></ul>.
```

You may have neglected to close an element, or perhaps you meant to "self-close" an element, that is, ending it with ">" instead of ">".

 **Line 185, Column 0: start tag was here.**

```
<li><span>&nbsp;comunicazione e informazione;</span>
```


 **Line 186, Column 49: end tag for "li" omitted, but OMITTAG NO was specified.**

```
<li><span>&nbsp;politiche sociali</span></li></ul>.
```

You may have neglected to close an element, or perhaps you meant to "self-close" an element, that is, ending it with ">" instead of ">".

 **Line 184, Column 0: start tag was here.**

```
<li><span>&nbsp;programmazione;</span>
```


 **Line 186, Column 49: end tag for "li" omitted, but OMITTAG NO was specified.**

```
<li><span>&nbsp;politiche sociali</span></li></ul>.
```

You may have neglected to close an element, or perhaps you meant to "self-close" an element, that is, ending it with ">" instead of ">".

 **Line 183, Column 0: start tag was here.**

```
<li><span>&nbsp;giacimenti culturali e tutela del paesaggio;</span>
```

 **Line 186, Column 49: end tag for "li" omitted, but OMITTAG NO was specified.**

```
<li><span>&nbsp;politiche sociali</span></li></ul>.
```

You may have neglected to close an element, or perhaps you meant to "self-close" an element, that is, ending it with "/>" instead of ">".

 **Line 182, Column 0: start tag was here.**

```
<li><span>&nbsp;cultura;</span>
```

 **Line 208, Column 13: there is no attribute "type".**

```
<SCRIPT type="text/javascript">
```

You have used the attribute named above in your document, but the document type you are using does not support that attribute for this element. This error is often caused by incorrect use of the "Strict" document type with a document that uses frames (e.g. you must use the "Transitional" document type to get the "target" attribute), or by using vendor proprietary extensions such as "marginheight" (this is usually fixed by using CSS to achieve the desired effect instead).

This error may also result if the element itself is not supported in the document type you are using, as an undefined element will have no supported attributes; in this case, see the element-undefined error message for further information.

How to fix: check the spelling and case of the element and attribute, (Remember XHTML is all lower-case) and/or check that they are both allowed in the chosen document type, and/or use CSS instead of this attribute. If you received this error when using the <embed> element to incorporate flash media in a Web page, see the [FAQ item on valid flash](#).

 **Line 208, Column 30: element "SCRIPT" undefined.**

```
<SCRIPT type="text/javascript">.
```

You have used the element named above in your document, but the document type you are using does not define an element of that name. This error is often caused by:

- incorrect use of the "Strict" document type with a document that uses frames (e.g. you must use the "Frameset" document type to get the "<frameset>" element),
- by using vendor proprietary extensions such as "<spacer>" or "<marquee>" (this is usually fixed by using CSS to achieve the desired effect instead).
- by using upper-case tags in XHTML (in XHTML attributes and elements must be all lower-case).

 **Line 126, Column 27: XML Parsing Error: StartTag: invalid element name.**

```
var HTML_TAG_PATTERN = "<.*?>"
```

 **Line 186, Column 50: XML Parsing Error: Opening and ending tag mismatch: li line 185 and ul.**

```
<li><span>&nbsp;politiche sociali</span></li></ul>.
```

<p>✘ Line 190, Column 5: XML Parsing Error: Opening and ending tag mismatch: li line 184 and td.</p> <pre></td><./tr></table><!-- fine DIVHtmlPlaceholder --></pre>	<input type="checkbox"/>
<p>✘ Line 190, Column 10: XML Parsing Error: Opening and ending tag mismatch: li line 183 and tr.</p> <pre></td></tr><./table><!-- fine DIVHtmlPlaceholder --></pre>	<input type="checkbox"/>
<p>✘ Line 190, Column 18: XML Parsing Error: Opening and ending tag mismatch: li line 182 and table.</p> <pre></td></tr></table><!-- fine DIVHtmlPlaceholder --></pre>	<input type="checkbox"/>
<p>✘ Line 195, Column 6: XML Parsing Error: Opening and ending tag mismatch: ul line 181 and div.</p> <pre></div><!-- centercol --></pre>	<input type="checkbox"/>
<p>✘ Line 203, Column 6: XML Parsing Error: Opening and ending tag mismatch: td line 178 and div.</p> <pre></div><!-- bcr --></pre>	<input type="checkbox"/>
<p>✘ Line 204, Column 6: XML Parsing Error: Opening and ending tag mismatch: tr line 178 and div.</p> <pre></div><!-- bcl --></pre>	<input type="checkbox"/>
<p>✘ Line 205, Column 6: XML Parsing Error: Opening and ending tag mismatch: table line 178 and div.</p> <pre></div><!-- mainbox --></pre>	<input type="checkbox"/>
<p>✘ Line 256, Column 7: XML Parsing Error: Opening and ending tag mismatch: div line 159 and form.</p> <pre></form>.</pre>	<input type="checkbox"/>
<p>✘ Line 257, Column 7: XML Parsing Error: Opening and ending tag mismatch: div line 92 and body.</p> <pre></body>.</pre>	<input type="checkbox"/>
<p>✘ Line 258, Column 7: XML Parsing Error: Opening and ending tag mismatch: div line 91 and html.</p> <pre></html>.</pre>	<input type="checkbox"/>
<p>Line 258, Column 7: XML Parsing Error: Premature end of data in tag div line 90.</p> <pre></html>.</pre>	<input type="checkbox"/>

<p>✖ Line 258, Column 7: XML Parsing Error: Premature end of data in tag form line 77.</p> <p></html>.</p>	<input type="checkbox"/>
<p>✖ Line 258, Column 7: XML Parsing Error: Premature end of data in tag body line 75.</p> <p></html>.</p>	<input type="checkbox"/>
<p>✖ Line 258, Column 7: XML Parsing Error: Premature end of data in tag html line 3.</p> <p></html>.</p>	<input type="checkbox"/>

↑ TOP

[Home](#) [About...](#) [News](#) [Docs](#) [Help & FAQ](#) [Feedback](#)



This is the W3C Markup Validator, [v0.8.2](#).
COPYRIGHT © 1994-2007 W3C® (MIT, ERCIM, KEIO), ALL RIGHTS RESERVED. W3C
LIABILITY, TRADEMARK, DOCUMENT USE AND SOFTWARE LICENSING RULES APPLY.
YOUR INTERACTIONS WITH THIS SITE ARE IN ACCORDANCE WITH OUR PUBLIC AND
MEMBER PRIVACY STATEMENTS.

