

Markup Validation Service

Check the markup (HTML, XHTML, ...) of Web documents

- **Jump To:**
- [Potential Issues](#)
- [Validation Output](#)

This page is not Valid XHTML 1.0 Strict!

Result: Failed validation, 37 Errors

File:

Use the file selection box above if you wish to re-validate the uploaded file
E:\myweb\mariomalagutieu\sviluppo\vodf\Uno.html

Encoding: utf-8

Doctype: XHTML 1.0 Strict

Root Element: html

Root

Namespace: <http://www.w3.org/1999/xhtml>

Options

- Show Source Show Outline List Messages Sequentially Group Error Messages by type
 Validate error pages Verbose Output Clean up Markup with HTML Tidy

[Help](#) on the options is available.

Potential Issues

The following missing or conflicting information caused the validator to perform guesswork prior to validation. If the guess or fallback is incorrect, it may make validation results entirely incoherent. It is *highly recommended* to check these potential issues, and, if necessary, fix them and re-validate the document.

1. **Warning** No Character Encoding Found! Falling back to UTF-8.

None of the standards sources gave any information on the character encoding labeling for this document. Without encoding information it is impossible to reliably validate the document. As a fallback solution, the "UTF-8" encoding was used to read the content and attempt to perform the validation, but this is likely to fail for all non-trivial documents.

Read the [FAQ entry on character encoding](#) for more details and pointers on how to fix this problem with your document.


[↑ Top](#)

Validation Output: 37 Errors

1. **Error** Line 2, Column 2: DTDs other than base allowed only if CONCUR YES or EXPLICIT YES.


```
<!DOCTYPE html PUBLIC "-//W3C//DTD XHTML 1.0 Strict//EN" "http://www.w3.org/TR/x
```



2.  *Line 2, Column 10:* document type "html" already defined.

```
<!DOCTYPE html PUBLIC "-//W3C//DTD XHTML 1.0 Strict//EN" "http://www.w3.org/TR/x
```



3.  *Line 5, Column 54:* end tag for "link" omitted, but OMITTAG NO was specified.


```
<link rel="shortcut icon" href="/res/img/favicon.ico">
```



You may have neglected to close an element, or perhaps you meant to "self-close" an element, that is, ending it with "/>" instead of ">".

4.  *Line 5, Column 0:* start tag was here.

```
<link rel="shortcut icon" href="/res/img/favicon.ico">
```

5.  *Line 11, Column 45:* there is no attribute "language".


```
...src="/res/js/navigation.js" language="JavaScript" type="text/javascript"></sc
```



You have used the attribute named above in your document, but the document type you are using does not support that attribute for this element. This error is often caused by incorrect use of the "Strict" document type with a document that uses frames (e.g. you must use the "Transitional" document type to get the "target" attribute), or by using vendor proprietary extensions such as "marginheight" (this is usually fixed by using CSS to achieve the desired effect instead).

This error may also result if the element itself is not supported in the document type you are using, as an undefined element will have no supported attributes; in this case, see the element-undefined error message for further information.

How to fix: check the spelling and case of the element and attribute, (Remember XHTML is all lower-case) and/or check that they are both allowed in the chosen document type, and/or use CSS instead of this attribute. If you received this error when using the <embed> element to incorporate flash media in a Web page, see the [FAQ item on valid flash](#).

6.  *Line 14, Column 17:* there is no attribute "HTTP-EQUIV".

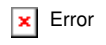
```
<META HTTP-EQUIV="Pragma" CONTENT="no-cache">
```



You have used the attribute named above in your document, but the document type you are using does not support that attribute for this element. This error is often caused by incorrect use of the "Strict" document type with a document that uses frames (e.g. you must use the "Transitional" document type to get the "target" attribute), or by using vendor proprietary extensions such as "marginheight" (this is usually fixed by using CSS to achieve the desired effect instead).

This error may also result if the element itself is not supported in the document type you are using, as an undefined element will have no supported attributes; in this case, see the element-undefined error message for further information.

How to fix: check the spelling and case of the element and attribute, (Remember XHTML is all lower-case) and/or check that they are both allowed in the chosen document type, and/or use CSS instead of this attribute. If you received this error when using the <embed> element to incorporate flash media in a Web page, see the [FAQ item on valid flash](#).

7.  *Line 14, Column 34:* there is no attribute "CONTENT".


```
<META HTTP-EQUIV="Pragma" CONTENT="no-cache">
```



You have used the attribute named above in your document, but the document type you are using does not support that attribute for this element. This error is often caused by incorrect use of the "Strict" document type with a document that uses frames (e.g. you must use the "Transitional" document type to get the "target" attribute), or by using vendor proprietary extensions such as "marginheight" (this is usually fixed by using CSS to achieve the desired effect instead).

This error may also result if the element itself is not supported in the document type you are using, as an undefined element will have no supported attributes; in this case, see the element-undefined error message for further information.

How to fix: check the spelling and case of the element and attribute, (Remember XHTML is all lower-case) and/or check that they are both allowed in the chosen document type, and/or use CSS instead of this attribute. If you received this error when using the <embed> element to incorporate flash media in a Web page, see the [FAQ item on valid flash](#).

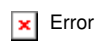
8.  *Line 14, Column 44:* element "META" undefined.

```
<META HTTP-EQUIV="Pragma" CONTENT="no-cache">
```



You have used the element named above in your document, but the document type you are using does not define an element of that name. This error is often caused by:

- o incorrect use of the "Strict" document type with a document that uses frames (e.g. you must use the "Frameset" document type to get the "<frameset>" element),
- o by using vendor proprietary extensions such as "<spacer>" or "<marquee>" (this is usually fixed by using CSS to achieve the desired effect instead).
- o by using upper-case tags in XHTML (in XHTML attributes and elements must be all lower-case).

9.  *Line 15, Column 39:* element "META" undefined.

```
<META HTTP-EQUIV="Expires" CONTENT="-1">
```



You have used the element named above in your document, but the document type you are using does not define an element of that name. This error is often caused by:

- o incorrect use of the "Strict" document type with a document that uses frames (e.g. you must use the "Frameset" document type to get the "<frameset>" element),
- o by using vendor proprietary extensions such as "<spacer>" or "<marquee>" (this is usually fixed by using CSS to achieve the desired effect instead).

- o by using upper-case tags in XHTML (in XHTML attributes and elements must be all lower-case).

10.  *Line 16, Column 6:* end tag for "META" omitted, but OMITTAG NO was specified.

```
</head>
```



You may have neglected to close an element, or perhaps you meant to "self-close" an element, that is, ending it with "/">" instead of ">".

11.  *Line 15, Column 0:* start tag was here.

```
<META HTTP-EQUIV="Expires" CONTENT="-1">
```

12.  *Line 16, Column 6:* end tag for "META" omitted, but OMITTAG NO was specified.


```
</head>
```



You may have neglected to close an element, or perhaps you meant to "self-close" an element, that is, ending it with "/">" instead of ">".

13.  *Line 14, Column 0:* start tag was here.

```
<META HTTP-EQUIV="Pragma" CONTENT="no-cache">
```

14.  *Line 26, Column 8:* end tag for "ul" which is not finished.

```
<ul></ul>
```



Most likely, you nested tags and closed them in the wrong order. For example <p>...</p> is not acceptable, as must be closed before <p>. Acceptable nesting is: <p>...</p>

Another possibility is that you used an element which requires a child element that you did not include. Hence the parent element is "not finished", not complete. For instance, in HTML the <head> element must contain a <title> child element, lists (ul, ol, dl) require list items (li, or dt, dd), and so on.


15.  *Line 35, Column 7:* element "center" undefined.

```
<center>Naviga GRATIS e senza limiti di tempo in Vodafone live!</center>
```



You have used the element named above in your document, but the document type you are using does not define an element of that name. This error is often caused by:

- o incorrect use of the "Strict" document type with a document that uses frames (e.g. you must use the "Frameset" document type to get the "<frameset>" element),
- o by using vendor proprietary extensions such as "<spacer>" or "<marquee>" (this is usually fixed by using CSS to achieve the desired effect instead).
- o by using upper-case tags in XHTML (in XHTML attributes and elements must be all lower-case).

16.  Error *Line 38, Column 18:* end tag for "br" omitted, but OMITTAG NO was specified.


```
<br class="clear">
```



You may have neglected to close an element, or perhaps you meant to "self-close" an element, that is, ending it with "/>" instead of ">".

17.  Info *Line 38, Column 0:* start tag was here.

```
<br class="clear">
```

18.  Error *Line 42, Column 4:* end tag for "hr" omitted, but OMITTAG NO was specified.

```
<hr>
```



You may have neglected to close an element, or perhaps you meant to "self-close" an element, that is, ending it with "/>" instead of ">".

19.  Info *Line 42, Column 0:* start tag was here.

```
<hr>
```

20.  Error *Line 46, Column 182:* end tag for "br" omitted, but OMITTAG NO was specified.


```
...solo 29 cent per ciascun accesso!<br>
```



You may have neglected to close an element, or perhaps you meant to "self-close" an element, that is, ending it with "/>" instead of ">".

21.  Info *Line 46, Column 178:* start tag was here.

```
...ndo solo 29 cent per ciascun accesso!<br>
```

22.  Error *Line 47, Column 4:* end tag for "br" omitted, but OMITTAG NO was specified.


```
<br>
```



You may have neglected to close an element, or perhaps you meant to "self-close" an element, that is, ending it with "/>" instead of ">".

23.  Info *Line 47, Column 0:* start tag was here.

```
<br>
```

24.  Error *Line 48, Column 319:* end tag for "br" omitted, but OMITTAG NO was specified.


```
... sempre informato ovunque tu sia.<br>
```



You may have neglected to close an element, or perhaps you meant to "self-close" an element, that is, ending it with "/>" instead of ">".

25.  Info *Line 48, Column 315:* start tag was here.

```
...sere sempre informato ovunque tu sia.<br>
```

26.  Error *Line 49, Column 4:* end tag for "br" omitted, but OMITTAG NO was specified.


```
<br>
```



You may have neglected to close an element, or perhaps you meant to "self-close" an element, that is, ending it with "/>" instead of ">".

27.  Info *Line 49, Column 0:* start tag was here.

```
<br>
```

28.  Error *Line 50, Column 131:* end tag for "br" omitted, but OMITTAG NO was specified.


```
...inuti di navigazione<sup>2</sup>.<br>
```



You may have neglected to close an element, or perhaps you meant to "self-close" an element, that is, ending it with "/>" instead of ">".

29.  Info *Line 50, Column 127:* start tag was here.

```
...15 minuti di navigazione<sup>2</sup>.<br>
```

30.  Error *Line 51, Column 157:* end tag for "br" omitted, but OMITTAG NO was specified.


```
... tutti i clienti Vodafone Italia.<br>
```



You may have neglected to close an element, or perhaps you meant to "self-close" an element, that is, ending it with "/>" instead of ">".

31.  Info *Line 51, Column 153:* start tag was here.


```
...ta a tutti i clienti Vodafone Italia.<br>
```

32.  *Line 52, Column 4:* end tag for "br" omitted, but OMITTAG NO was specified.



You may have neglected to close an element, or perhaps you meant to "self-close" an element, that is, ending it with "/>" instead of ">".

33.  *Line 52, Column 0:* start tag was here.

34.  *Line 53, Column 148:* end tag for "br" omitted, but OMITTAG NO was specified.


...ariffato a solo 1 euro e 29 cent.



You may have neglected to close an element, or perhaps you meant to "self-close" an element, that is, ending it with "/>" instead of ">".

35.  *Line 53, Column 144:* start tag was here.

...e; tariffato a solo 1 euro e 29 cent.

36.  *Line 54, Column 138:* end tag for "br" omitted, but OMITTAG NO was specified.


...è gratis.



You may have neglected to close an element, or perhaps you meant to "self-close" an element, that is, ending it with "/>" instead of ">".

37.  *Line 54, Column 134:* start tag was here.

...uti è gratis.

38.  *Line 55, Column 131:* end tag for "br" omitted, but OMITTAG NO was specified.


...fa è di 3 cent/KB.
</p>



You may have neglected to close an element, or perhaps you meant to "self-close" an element, that is, ending it with "/>" instead of ">".

39.  *Line 55, Column 124:* start tag was here.

...a tariffa è di 3 cent/KB.
</p>

40.  Error *Line 58, Column 18:* end tag for "br" omitted, but OMITTAG NO was specified.


```
<br class="clear">
```



You may have neglected to close an element, or perhaps you meant to "self-close" an element, that is, ending it with "/>" instead of ">".

41.  Info *Line 58, Column 0:* start tag was here.

```
<br class="clear">
```

42.  Warning *Line 61, Column 71:* cannot generate system identifier for general entity "popup".

```
...er.do?ty_key=pri_estero_vodafonelive&popup=true&ty_nocache=true&tk=10444,c" c
```




An entity reference was found in the document, but there is no reference by that name defined. Often this is caused by misspelling the reference name, unencoded ampersands, or by leaving off the trailing semicolon (;). **The most common cause of this error is unencoded ampersands in URLs** as described by the [WDG](#) in "[Ampersands in URLs](#)".

Entity references start with an ampersand (&) and end with a semicolon (;). If you want to use a literal ampersand in your document you must encode it as "&" (*even inside URLs!*). Be careful to end entity references with a semicolon or your entity reference may get interpreted in connection with the following text. Also keep in mind that named entity references are case-sensitive; &Aelig; and æ are different characters.

If this error appears in some markup generated by PHP's session handling code, [this article](#) has explanations and solutions to your problem.


Note that in most documents, errors related to entity references will trigger up to 5 separate messages from the Validator. Usually these will all disappear when the original problem is fixed.

43.  Error *Line 61, Column 71:* general entity "popup" not defined and no default entity.

```
...er.do?ty_key=pri_estero_vodafonelive&popup=true&ty_nocache=true&tk=10444,c" c
```



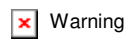
This is usually a cascading error caused by an undefined entity reference or use of an unencoded ampersand (&) in an URL or body text. See the previous message for further details.

44.  Warning *Line 61, Column 76:* reference not terminated by REFC delimiter.

```
...?ty_key=pri_estero_vodafonelive&popup=true&ty_nocache=true&tk=10444,c" class=
```




If you meant to include an entity that starts with "&", then you should terminate it with ";". Another reason for this error message is that you inadvertently created an entity by failing to escape an "&" character just before this text.

45.  *Line 61, Column 76:* reference to external entity in attribute value.

```
...?ty_key=pri_estero_vodafonelive&popup=true&ty_nocache=true&tk=10444,c" class=
```



This is generally the sign of an ampersand that was not properly escaped for inclusion in an attribute, in a href for example. You will need to escape all instances of '&' into '&'.

46.  *Line 61, Column 76:* reference to entity "popup" for which no system identifier could be generated.

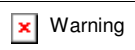
```
...?ty_key=pri_estero_vodafonelive&popup=true&ty_nocache=true&tk=10444,c" class=
```



This is usually a cascading error caused by a an undefined entity reference or use of an unencoded ampersand (&) in a URL or body text. See the previous message for further details.

47.  *Line 61, Column 70:* entity was defined here.

```
...her.do?ty_key=pri_estero_vodafonelive&popup=true&ty_nocache=true&tk=10444,c"
```

48.  *Line 61, Column 82:* cannot generate system identifier for general entity "ty_nocache".

```
...y=pri_estero_vodafonelive&popup=true&ty_nocache=true&tk=10444,c" class="btnPe
```




An entity reference was found in the document, but there is no reference by that name defined. Often this is caused by misspelling the reference name, unencoded ampersands, or by leaving off the trailing semicolon (;). **The most common cause of this error is unencoded ampersands in URLs** as described by the [WDG](#) in "[Ampersands in URLs](#)".

Entity references start with an ampersand (&) and end with a semicolon (;). If you want to use a literal ampersand in your document you must encode it as "&" (*even inside URLs!*). Be careful to end entity references with a semicolon or your entity reference may get interpreted in connection with the following text. Also keep in mind that named entity references are case-sensitive; &Aelig; and æ are different characters.

If this error appears in some markup generated by PHP's session handling code, [this article](#) has explanations and solutions to your problem.

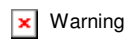
Note that in most documents, errors related to entity references will trigger up to 5 separate messages from the Validator. Usually these will all disappear when the original problem is fixed.

49.  *Line 61, Column 82:* general entity "ty_nocache" not defined and no default entity.

```
...y=pri_estero_vodafonelive&popup=true&ty_nocache=true&tk=10444,c" class="btnPe
```



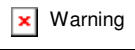
This is usually a cascading error caused by a an undefined entity reference or use of an unencoded ampersand (&) in a URL or body text. See the previous message for further details.

50.  *Line 61, Column 92:* reference not terminated by REFC delimiter.

```
...ro_vodafonelive&popup=true&ty_nocache=true&tk=10444,c" class="btnPetrol">Scop
```




If you meant to include an entity that starts with "&", then you should terminate it with ";". Another reason for this error message is that you inadvertently created an entity by failing to escape an "&" character just before this text.

51.  *Line 61, Column 92:* reference to external entity in attribute value.

```
...ro_vodafonelive&popup=true&ty_nocache=true&tk=10444,c" class="btnPetrol">Scop
```



This is generally the sign of an ampersand that was not properly escaped for inclusion in an attribute, in a href for example. You will need to escape all instances of '&' into '&'.

52.  *Line 61, Column 92:* reference to entity "ty_nocache" for which no system identifier could be generated.

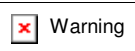
```
...ro_vodafonelive&popup=true&ty_nocache=true&tk=10444,c" class="btnPetrol">Scop
```



This is usually a cascading error caused by an undefined entity reference or use of an unencoded ampersand (&) in a URL or body text. See the previous message for further details.

53.  *Line 61, Column 81:* entity was defined here.

```
...ey=pri_estero_vodafonelive&popup=true&ty_nocache=true&tk=10444,c" class="btnP
```

54.  *Line 61, Column 98:* cannot generate system identifier for general entity "tk".

```
...afonelive&popup=true&ty_nocache=true&tk=10444,c" class="btnPetrol">Scopri la
```




An entity reference was found in the document, but there is no reference by that name defined. Often this is caused by misspelling the reference name, unencoded ampersands, or by leaving off the trailing semicolon (;). **The most common cause of this error is unencoded ampersands in URLs** as described by the [WDG](#) in "[Ampersands in URLs](#)".

Entity references start with an ampersand (&) and end with a semicolon (;). If you want to use a literal ampersand in your document you must encode it as "&" (*even inside URLs!*). Be careful to end entity references with a semicolon or your entity reference may get interpreted in connection with the following text. Also keep in mind that named entity references are case-sensitive; &Aelig; and æ are different characters.

If this error appears in some markup generated by PHP's session handling code, [this article](#) has explanations and solutions to your problem.

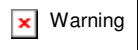
Note that in most documents, errors related to entity references will trigger up to 5 separate messages from the Validator. Usually these will all disappear when the original problem is fixed.

55.  *Line 61, Column 98:* general entity "tk" not defined and no default entity.

```
...afonelive&popup=true&ty_nocache=true&tk=10444,c" class="btnPetrol">Scopri la
```



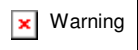
This is usually a cascading error caused by a an undefined entity reference or use of an unencoded ampersand (&) in a URL or body text. See the previous message for further details.

56.  *Line 61, Column 100:* reference not terminated by REFC delimiter.

```
...onelive&popup=true&ty_nocache=true&tk=10444,c" class="btnPetrol">Scopri la ta
```




If you meant to include an entity that starts with "&", then you should terminate it with ";". Another reason for this error message is that you inadvertently created an entity by failing to escape an "&" character just before this text.

57.  *Line 61, Column 100:* reference to external entity in attribute value.

```
...onelive&popup=true&ty_nocache=true&tk=10444,c" class="btnPetrol">Scopri la ta
```



This is generally the sign of an ampersand that was not properly escaped for inclusion in an attribute, in a href for example. You will need to escape all instances of '&' into '&'.

58.  *Line 61, Column 100:* reference to entity "tk" for which no system identifier could be generated.


```
...onelive&popup=true&ty_nocache=true&tk=10444,c" class="btnPetrol">Scopri la ta
```



This is usually a cascading error caused by a an undefined entity reference or use of an unencoded ampersand (&) in a URL or body text. See the previous message for further details.

59.  *Line 61, Column 97:* entity was defined here.

```
...dafonelive&popup=true&ty_nocache=true&tk=10444,c" class="btnPetrol">Scopri la
```

60.  *Line 67, Column 12:* end tag for "br" omitted, but OMITTAG NO was specified.


```
<em>NOTE<br>
```



You may have neglected to close an element, or perhaps you meant to "self-close" an element, that is, ending it with ">" instead of ">".

61.  *Line 67, Column 8:* start tag was here.

NOTE

62.  *Line 68, Column 39:* end tag for "br" omitted, but OMITTAG NO was specified.


1. Per terminali non Vodafone live!



You may have neglected to close an element, or perhaps you meant to "self-close" an element, that is, ending it with "/>" instead of ">".

63.  *Line 68, Column 35:* start tag was here.

1. Per terminali non Vodafone live!

64.  *Line 72, Column 20:* there is no attribute "onClick".


<a href="#" onClick="javascript: window.close()" onFocus="if(this.blur)this.blur



You have used the attribute named above in your document, but the document type you are using does not support that attribute for this element. This error is often caused by incorrect use of the "Strict" document type with a document that uses frames (e.g. you must use the "Transitional" document type to get the "target" attribute), or by using vendor proprietary extensions such as "marginheight" (this is usually fixed by using CSS to achieve the desired effect instead).

This error may also result if the element itself is not supported in the document type you are using, as an undefined element will have no supported attributes; in this case, see the element-undefined error message for further information.

How to fix: check the spelling and case of the element and attribute, (Remember XHTML is all lower-case) and/or check that they are both allowed in the chosen document type, and/or use CSS instead of this attribute. If you received this error when using the <embed> element to incorporate flash media in a Web page, see the [FAQ item on valid flash](#).

65.  *Line 72, Column 57:* there is no attribute "onFocus".



You have used the attribute named above in your document, but the document type you are using does not support that attribute for this element. This error is often caused by incorrect use of the "Strict" document type with a document that uses frames (e.g. you must use the "Transitional" document type to get the "target" attribute), or by using vendor proprietary extensions such as "marginheight" (this is usually fixed by using CSS to achieve the desired effect instead).

This error may also result if the element itself is not supported in the document type you are using, as an undefined element will have no supported attributes; in this case, see the element-undefined error message for further information.

How to fix: check the spelling and case of the element and attribute, (Remember XHTML is all lower-case) and/or check that they are both allowed in the chosen document type, and/or use CSS instead of this attribute. If you received this error when using the <embed> element to incorporate flash media in a Web page, see the [FAQ item on valid flash](#).

66.  *Line 2, Column 1: XML Parsing Error: StartTag: invalid element name.*

```
<!DOCTYPE html PUBLIC "-//W3C//DTD XHTML 1.0 Strict//EN" "http://www.w3.org/TR/x
```



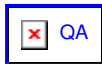
67.  *Line 2, Column 1: XML Parsing Error: Extra content at the end of the document.*

```
<!DOCTYPE html PUBLIC "-//W3C//DTD XHTML 1.0 Strict//EN" "http://www.w3.org/TR/x
```



[↑ Top](#)

- [Home](#) |
- [About...](#) |
- [News](#) |
- [Docs](#) |
- [Help & FAQ](#) |
- [Feedback](#) |



Support this tool, become a



This is the W3C Markup Validator, [v0.8.2](#).

[Copyright](#) © 1994-2007 [W3C](#)® ([MIT](#), [ERCIM](#), [Keio](#)), All Rights Reserved. W3C [liability](#), [trademark](#), [document use](#) and [software licensing](#) rules apply. Your interactions with this site are in accordance with our [public](#) and [Member](#) privacy statements.